


RING SIZE GUIDE


This document will help you choose your ring size.

1

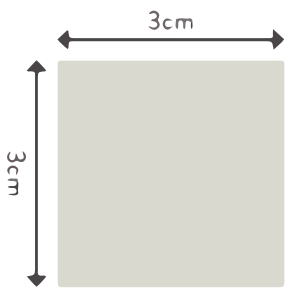


Print this page in **actual size**.
If you don't have the option actual size, print in 100%.

2

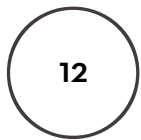
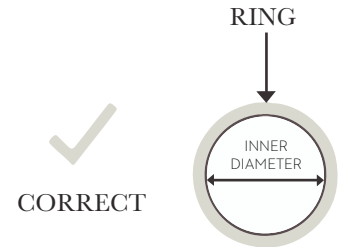


To make sure your document is in real size, please check that the square on the right measures **exactly** 3x3cm.




FIND YOUR SIZE:

Take a ring of your own which you know is the right size and place it over the four different diagrams below. Follow the instructions on the right image to make sure you are measuring your ring properly. Your ring needs to fit edge to edge with the outer line of the black circle. If you still have doubts about your size, you can find the exact diameter of all our sizes below in order to be able to compare with your own ring. In case you fall between two sizes, we recommend you to choose the bigger one.



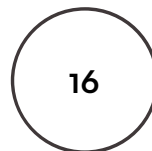
DIAMETER
16,6mm

EU: 52
UK: L-L½
US: 6-6½



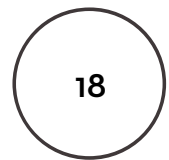
DIAMETER
17,2mm

EU: 54
UK: M½-N½
US: 7



DIAMETER
17,8mm

EU: 56
UK: O-P
US: 7½-8



DIAMETER
18,5mm

EU: 58
UK: Q
US: 8½